



GUJCOT TRADE ASSOCIATION

MONTHLY RATE MOVEMENT Nov-2020

Dear All Cotton Friends,

In our mission to give Daily Spot Rate Team Gujcot is getting valuable support from Gujcot broker's panel. We appreciated their humble service to the trade. Gujcot Team is giving daily closing of Indian and foreign futures rates.

In this report we have provided Following Rates during the month.

- Daily Physical Spot Rate
- MCX Cotton Daily Closing Rate
- USD-INR Exchange Rate Closing
- Cotlook Index
- ICE Future Closing
- NCDEX Kapas Rate
- MCX Future Closing
- NCDEX and MCX converted into Rs. Candy Rate

We hope it will be useful to all the stake holders of Textile Value Chain.



GUJCOT TRADE ASSOCIATION

MONTHLY RATE MOVEMENT Nov-2020

- November was the month of full arrival in India. Arrivals also peaked in Pakistan, China and US. After huge downfall in all commodities and equity markets now markets are on recovery. Trade and economic activities now getting back on track.
- NY future market remained volatile because NY December future was on notice and in roll over of positions. Overall NY December closed with 167 points monthly gain. While lead March month closed with 237 points gain monthly.
- Technically NY looks strong and funds and speculators hold their long position. US harvesting is getting close to end and some selling pressure from farmer side now putting pressure on NY March future.
- Export demand of US cotton remained continuously good and US is committed more than 70 lakh bales. To achieve 14.6 million bales export target looks easy.
- Chinese Zhengzhou futures remained in steady mode after decline from 15,000 levels.
- Indian physical market was on negative basis at the start of the month. Due to cheaper prices, export of cotton and cotton yarn was on peak. Throughout the month market saw very good buying and sharp uptrend was seen in middle part of the month. During Deepawali festivals market jumped up towards 42,000+ levels and corrected in last week to 41,200.



GUJCOT TRADE ASSOCIATION

MONTHLY RATE MOVEMENT Nov-2020

- During this new season CCI supported with full buying and till November CCI has procured nearly 28 lakh bales of cotton under MSP procurement.
- CCI implemented new sales policy and is selling currently procured cotton also. CCI was able to offload hand some quantity during November.
- All India crossed 3 lakh a day during few days of November which is a record of the decade. Over all regular daily arrivals stand above 2 lakh bales a day.
- In Gujarat except festival day's arrival remain between 40,000 to 55,000 bales a day.
- Cottonseed rate travel from 480 to 560 Rs per Maund (20 Kg).
- Overall month of November remained Bull dominated month. All futures and physical rate both gained well.



GUJCOT TRADE ASSOCIATION

MONTHLY RATE MOVEMENT Nov-2020

Gujarat Spot Rate Changes Nov-2020

Variety	Staple Length	Mic.	31-10-20	30-11-20	30-11-19	Change (M/M)		Change (Y/Y)	
						Rs./Candy	In Per.(%)	Rs./Candy	In Per.(%)
Shankar 6	29 MM	3.8	39,700	41,150	38,600	1,450	3.65%	2,550	6.61%
V-797	13 % Trash		25,450	27,050	32,050	1,600	6.29%	-5,000	-15.60%
MCX Spot Rate			19,170	19,950	18,660	780	4.07%	1,290	6.91%
USD-INR Exchange			74.10	74.05	71.74	-0.05	-0.07%	2.31	3.22%

Monthly - Average Spot Rate Nov-2020

Variety	Staple Length	Mic.	Price Range		Average Of 23 Days
			Low	High	
Shankar 6	29	3.8	39,700	42,250	40,780
V-797	13% Trash		25,250	27,550	26,539
MCX Spot Rate			19,170	20,340	19,656
USD Exchange Rate			73.88	74.74	74.27



GUJCOT TRADE ASSOCIATION

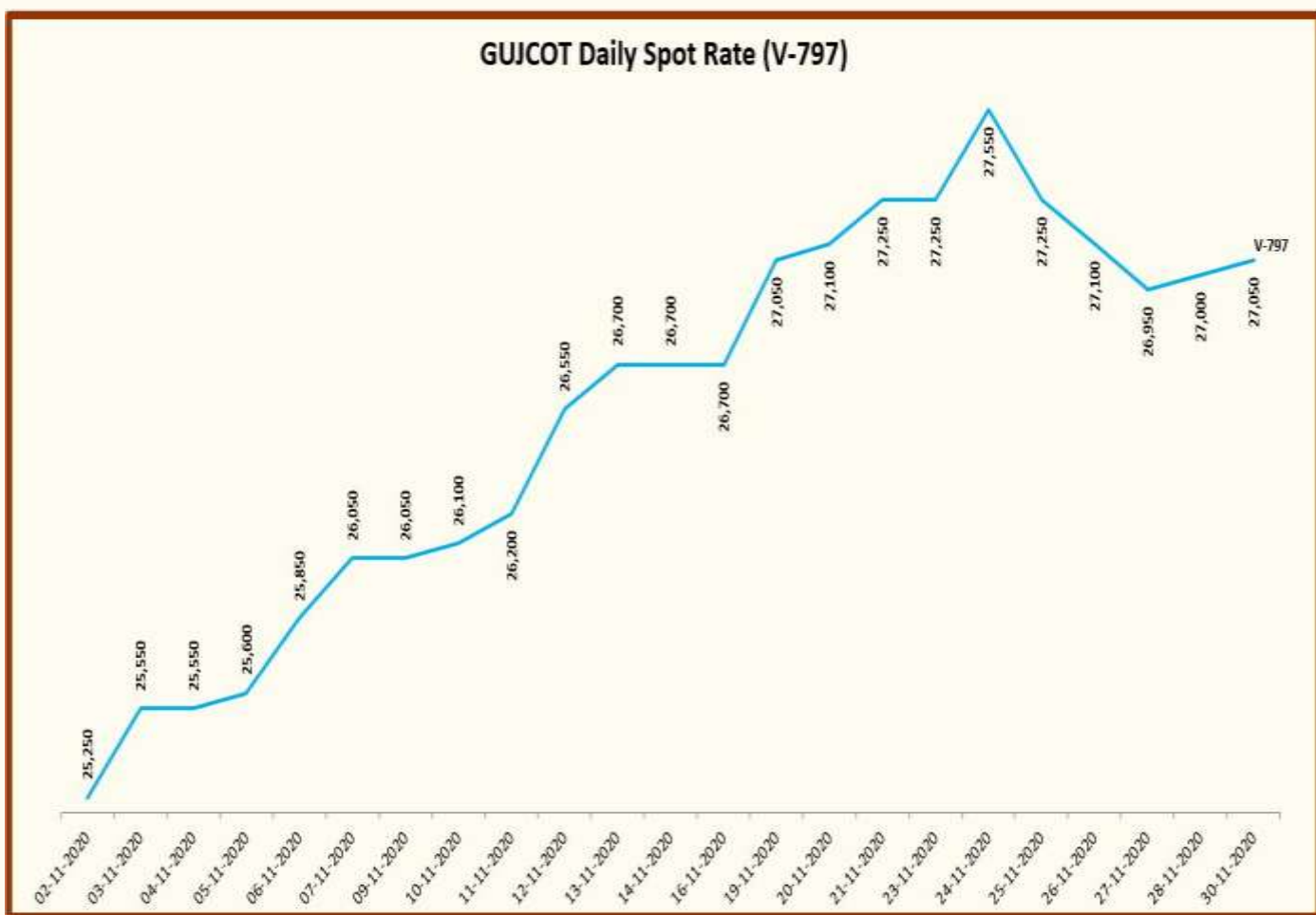
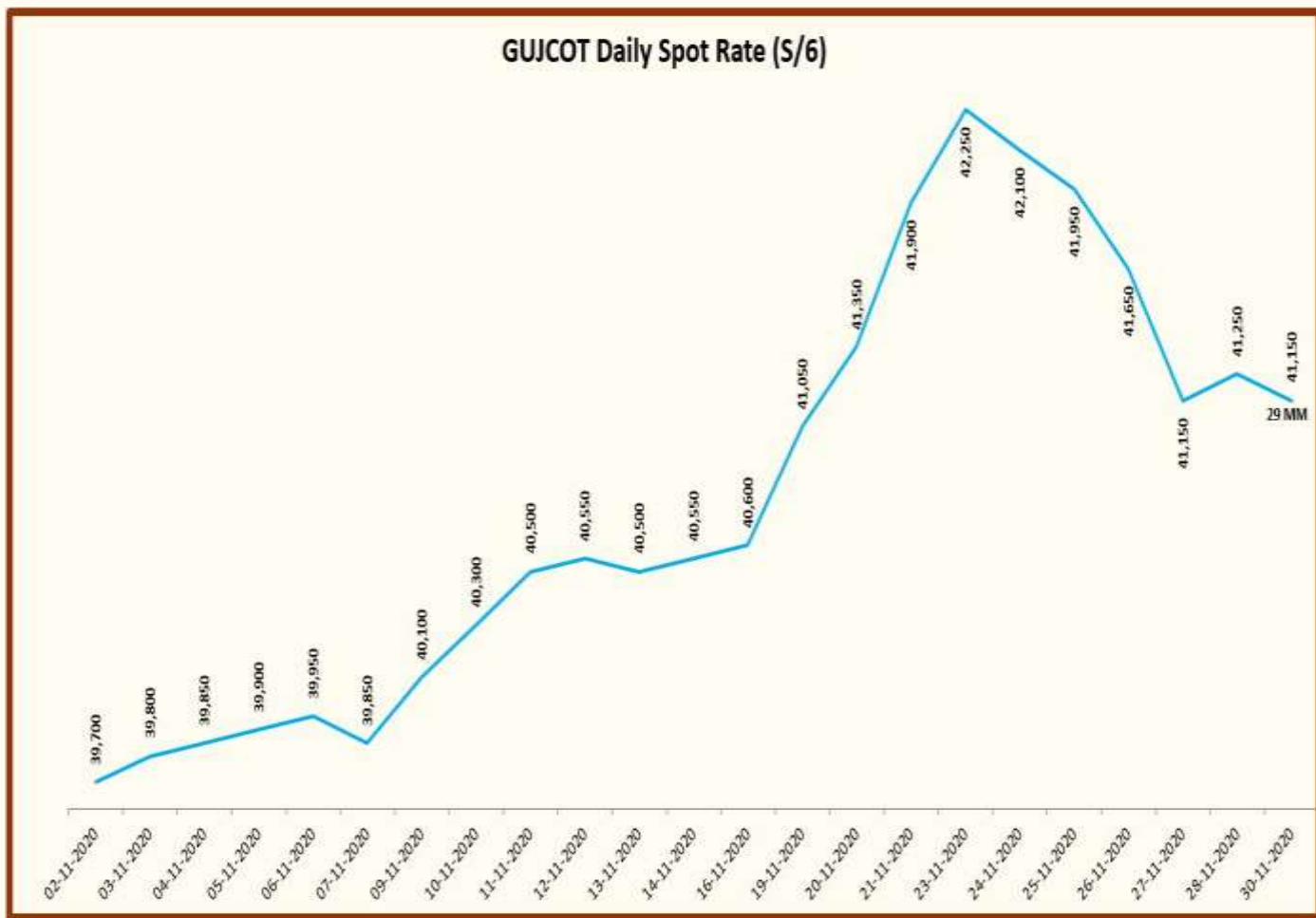
MONTHLY RATE MOVEMENT Nov-2020

Gujarat Spot Rate – Nov-2020				
Date	29-3.8	V-797	MCX Spot Rate	USD-INR Exchange Rate
02-11-2020	39,700	25,250	19,270	74.42
03-11-2020	39,800	25,550	19,170	74.40
04-11-2020	39,850	25,550	19,240	74.74
05-11-2020	39,900	25,600	19,300	74.39
06-11-2020	39,950	25,850	19,280	74.20
07-11-2020	39,850	26,050	19,280	74.20
09-11-2020	40,100	26,050	19,350	74.16
10-11-2020	40,300	26,100	19,430	74.18
11-11-2020	40,500	26,200	19,530	74.38
12-11-2020	40,550	26,550	19,540	74.65
13-11-2020	40,500	26,700	19,520	74.60
14-11-2020	40,550	26,700	19,520	74.60
16-11-2020	40,600	26,700	19,520	74.60
19-11-2020	41,050	27,050	19,730	74.26
20-11-2020	41,350	27,100	19,890	74.16
21-11-2020	41,900	27,250	19,890	74.16
23-11-2020	42,250	27,250	20,340	74.10
24-11-2020	42,100	27,550	20,200	74.00
25-11-2020	41,950	27,250	20,170	73.91
26-11-2020	41,650	27,100	20,070	73.88
27-11-2020	41,150	26,950	19,950	74.05
28-11-2020	41,250	27,000	19,950	74.05
30-11-2020	41,150	27,050	19,950	74.05



GUJCOT TRADE ASSOCIATION

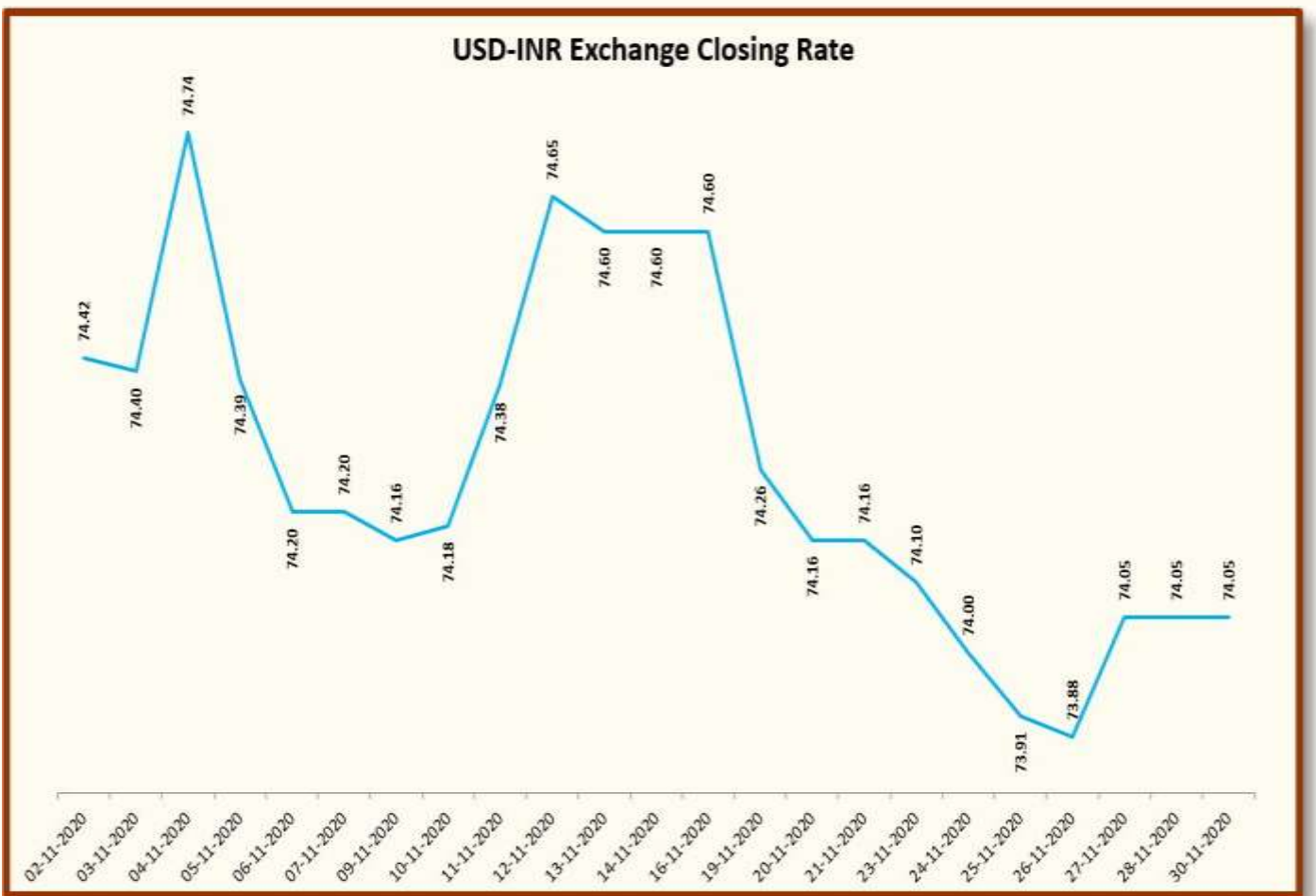
MONTHLY RATE MOVEMENT Nov-2020





GUJCOT TRADE ASSOCIATION

MONTHLY RATE MOVEMENT Nov-2020





GUJCOT TRADE ASSOCIATION

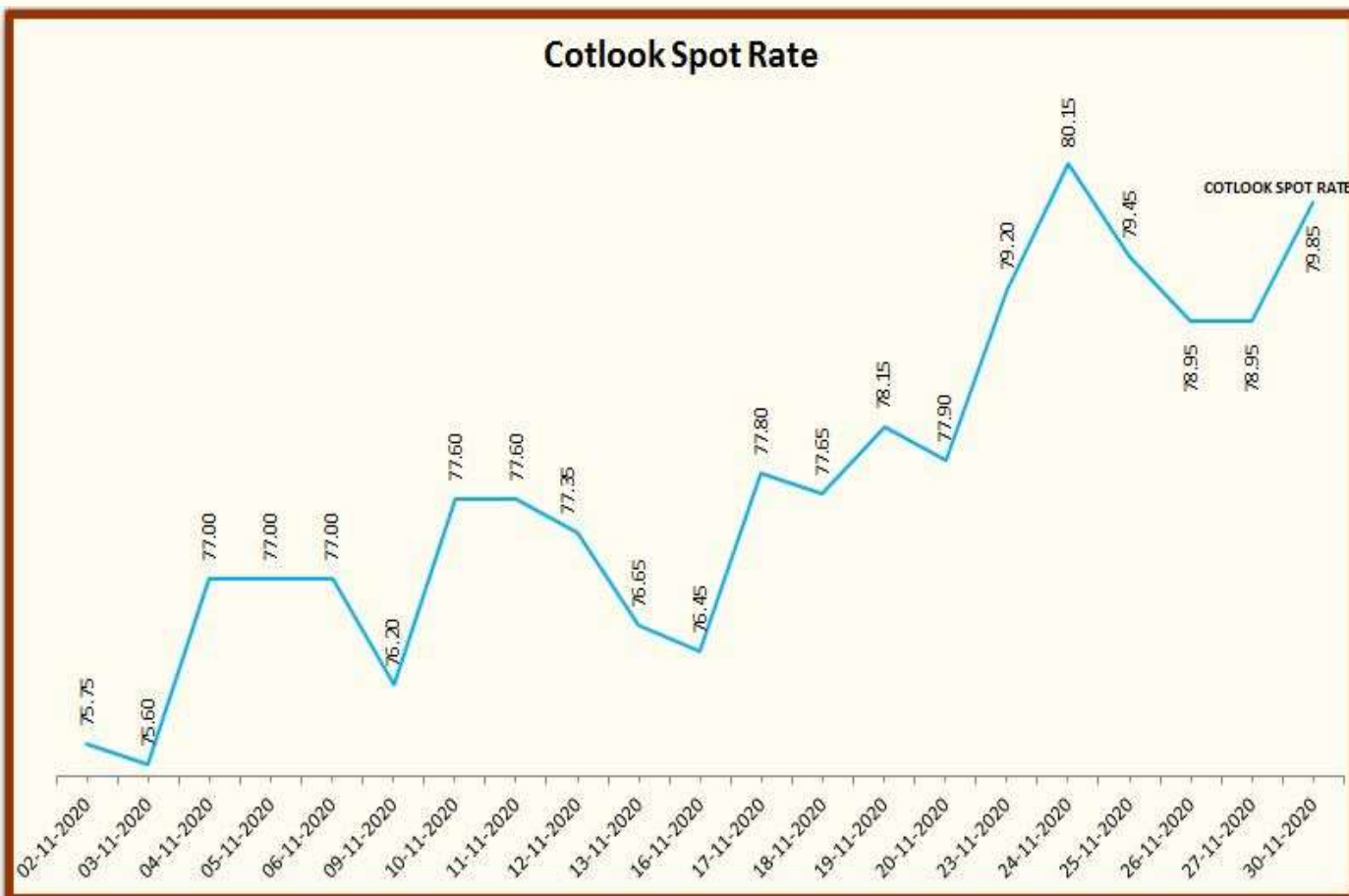
MONTHLY RATE MOVEMENT Nov-2020

Foreign Cotton Indices & Futures			
Date	Cotlook	ICE	
	Spot Rate	Dec-20	Mar-21
02-11-20	75.75	68.73	69.72
03-11-20	75.60	70.24	71.20
04-11-20	77.00	70.23	71.19
05-11-20	77.00	70.07	71.21
06-11-20	77.00	68.62	70.15
09-11-20	76.20	70.00	71.68
10-11-20	77.60	69.85	71.65
11-11-20	77.60	69.28	71.38
12-11-20	77.35	68.48	70.62
13-11-20	76.65	68.46	70.40
16-11-20	76.45	69.57	71.58
17-11-20	77.80	69.11	71.30
18-11-20	77.65	69.68	71.83
19-11-20	78.15	69.32	71.67
20-11-20	77.90	70.88	72.96
23-11-20	79.20	72.15	73.80
24-11-20	80.15	71.53	72.98
25-11-20	79.45	70.80	72.36
26-11-20	78.95	70.80	72.36
27-11-20	78.95	71.68	73.24
30-11-20	79.85	70.59	72.15



GUJCOT TRADE ASSOCIATION

MONTHLY RATE MOVEMENT Nov-2020





GUJCOT TRADE ASSOCIATION

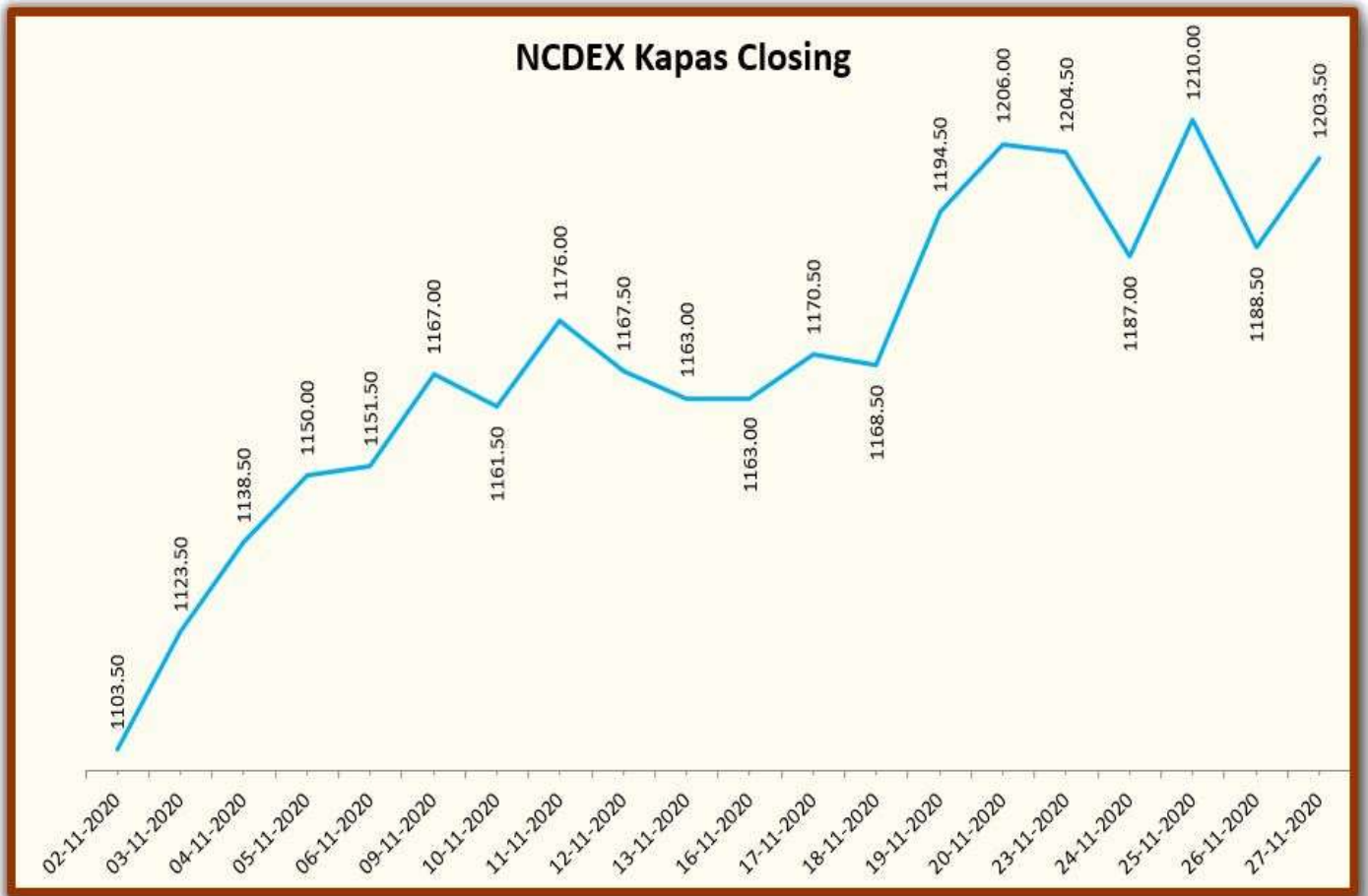
MONTHLY RATE MOVEMENT Nov-2020

Indian Cotton Futures				
Date	NCDEX Kapas	MCX		
	30-Apr-21	Nov-20	Dec-20	Jan-21
02-11-2020	1103.50	19,410	19,550	
03-11-2020	1123.50	19,650	19,810	
04-11-2020	1138.50	19,660	19,840	
05-11-2020	1150.00	19,770	19,960	
06-11-2020	1151.50	19,670	19,890	
09-11-2020	1167.00	19,850	20,080	
10-11-2020	1161.50	19,840	20,040	
11-11-2020	1176.00	19,870	20,060	
12-11-2020	1167.50	19,770	19,980	
13-11-2020	1163.00	19,700	19,920	
16-11-2020	1163.00	19,700	19,920	
17-11-2020	1170.50	19,930	20,160	
18-11-2020	1168.50	19,930	20,140	19,340
19-11-2020	1194.50	20,020	20,280	19,750
20-11-2020	1206.00	20,140	20,380	19,750
23-11-2020	1204.50	20,060	20,330	20,520
24-11-2020	1187.00	19,840	20,100	20,310
25-11-2020	1210.00	20,050	20,230	20,460
26-11-2020	1188.50	19,850	19,920	20,250
27-11-2020	1203.50	20,060	20,170	20,200



GUJCOT TRADE ASSOCIATION

MONTHLY RATE MOVEMENT Nov-2020





GUJCOT TRADE ASSOCIATION

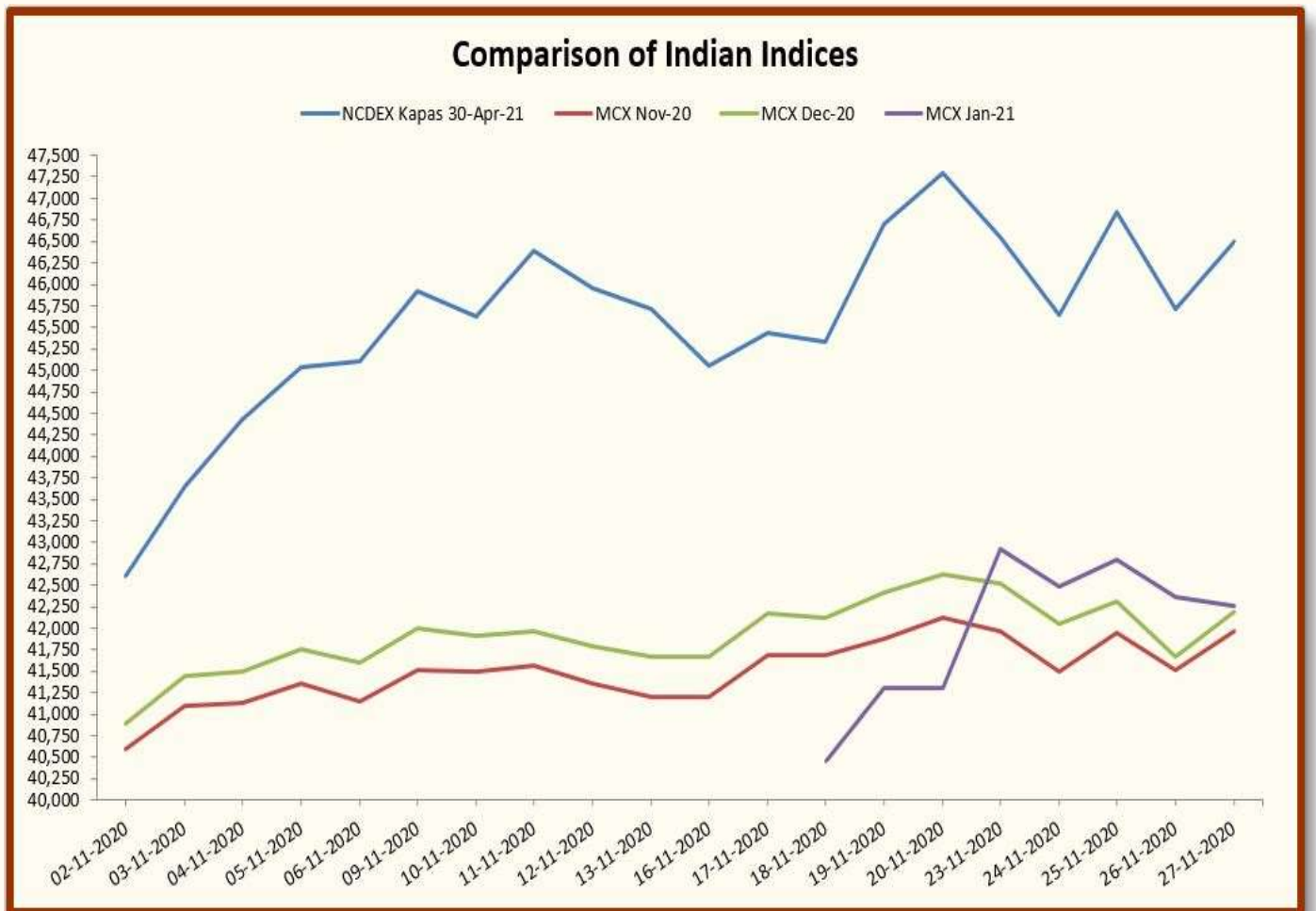
MONTHLY RATE MOVEMENT Nov-2020

Indian Indices in Rs/Candy Rate				
Date	NCDEX Kapas	MCX		
	30-Apr-21	Nov-20	Dec-20	Jan-21
02-11-2020	42,601	40,600	40,893	
03-11-2020	43,647	41,102	41,437	
04-11-2020	44,432	41,123	41,499	
05-11-2020	45,033	41,353	41,750	
06-11-2020	45,112	41,144	41,604	
09-11-2020	45,922	41,520	42,001	
10-11-2020	45,634	41,499	41,918	
11-11-2020	46,393	41,562	41,960	
12-11-2020	45,948	41,353	41,792	
13-11-2020	45,713	41,206	41,667	
16-11-2020	45,049	41,206	41,667	
17-11-2020	45,441	41,688	42,169	
18-11-2020	45,336	41,688	42,127	40,453
19-11-2020	46,696	41,876	42,420	41,311
20-11-2020	47,297	42,127	42,629	41,311
23-11-2020	46,555	41,960	42,524	42,922
24-11-2020	45,640	41,499	42,043	42,482
25-11-2020	46,842	41,939	42,315	42,796
26-11-2020	45,718	41,520	41,667	42,357
27-11-2020	46,503	41,960	42,190	42,252



GUJCOT TRADE ASSOCIATION

MONTHLY RATE MOVEMENT Nov-2020





GUJCOT TRADE ASSOCIATION

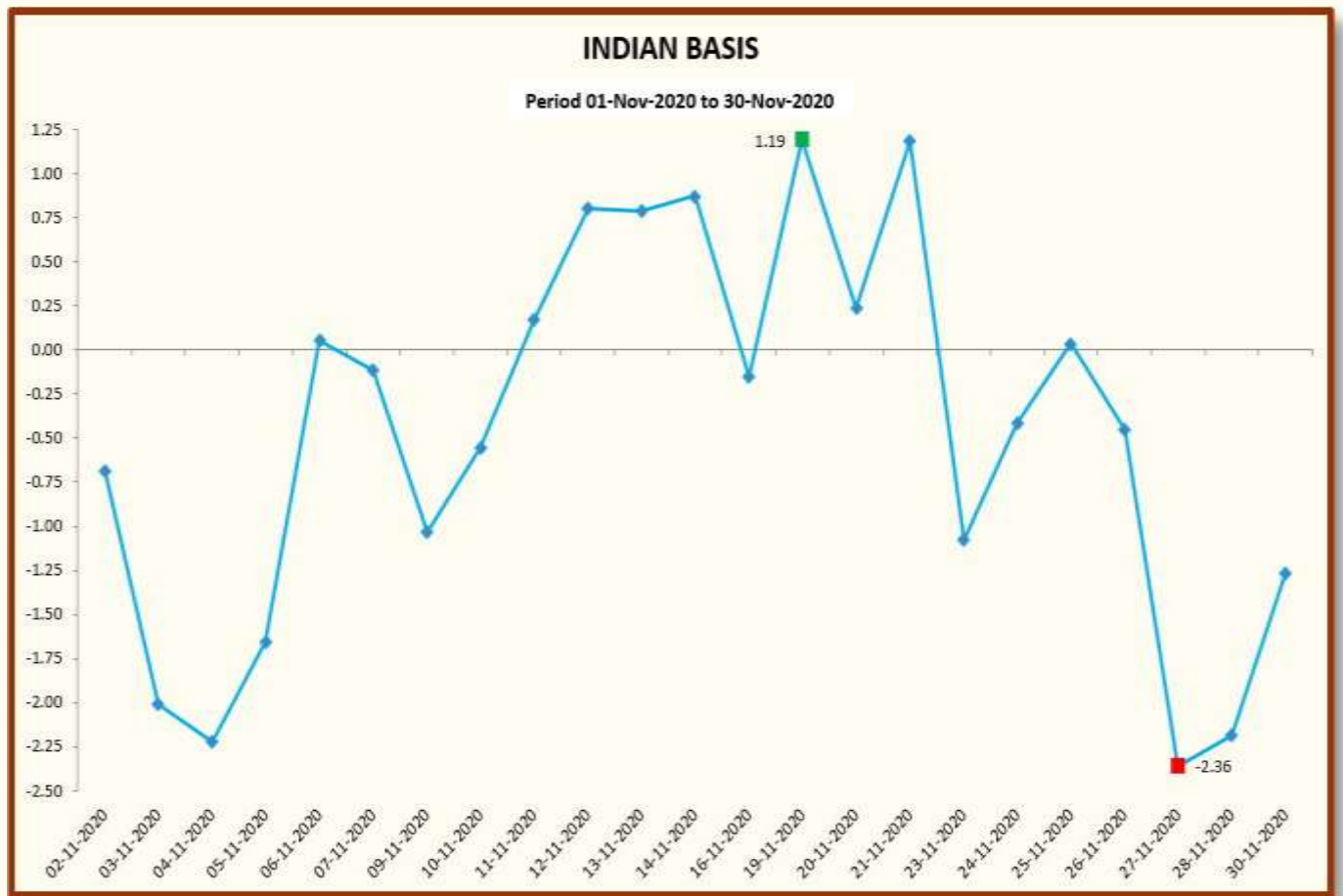
MONTHLY RATE MOVEMENT Nov-2020

INDIAN BASIS					
DATE	29 MM	USD-INR	Cents/lb	ICE NEAREST FUTURE	BASIS
02-11-2020	39,700	74.42	68.04	68.73	-0.69
03-11-2020	39,800	74.40	68.23	70.24	-2.01
04-11-2020	39,850	74.74	68.01	70.23	-2.22
05-11-2020	39,900	74.39	68.41	70.07	-1.66
06-11-2020	39,950	74.20	68.67	68.62	0.05
07-11-2020	39,850	74.20	68.50	68.62	-0.12
09-11-2020	40,100	74.16	68.97	70.00	-1.03
10-11-2020	40,300	74.18	69.30	69.85	-0.55
11-11-2020	40,500	74.38	69.45	69.28	0.17
12-11-2020	40,550	74.65	69.29	68.48	0.81
13-11-2020	40,500	74.60	69.25	68.46	0.79
14-11-2020	40,550	74.60	69.33	68.46	0.87
16-11-2020	40,600	74.60	69.42	69.57	-0.15
19-11-2020	41,050	74.26	70.51	69.32	1.19
20-11-2020	41,350	74.16	71.12	70.88	0.24
21-11-2020	41,900	74.16	72.07	70.88	1.19
23-11-2020	42,250	74.10	72.73	73.80	-1.07
24-11-2020	42,100	74.00	72.57	72.98	-0.41
25-11-2020	41,950	73.91	72.40	72.36	0.04
26-11-2020	41,650	73.88	71.91	72.36	-0.45
27-11-2020	41,150	74.05	70.88	73.24	-2.36
28-11-2020	41,250	74.05	71.05	73.24	-2.19
30-11-2020	41,150	74.05	70.88	72.15	-1.27



GUJCOT TRADE ASSOCIATION

MONTHLY RATE MOVEMENT Nov-2020





GUJCOT TRADE ASSOCIATION

MONTHLY RATE MOVEMENT Nov-2020

Team Gujcot thanks the Broker Panel

Shri Sujalbhaj, Shri Pravinbhaj, Shri Sandipbhaj, Shri Ananbhaj, Shri Ajaybhaj, Shri Jatinbhaj, Shri Manishbhaj, Shri Anilbhaj, Shri Niravbhaj and Shri Mukeshbhaj Purohit.

Report Sponsors:

Click on Sponsor's Logo to visit Sponsor's Website



Dharmdeep Commodities Pvt. Ltd.

For, Gujcot Trade Association

Akash Shah

[President]

For, Gujcot Trade Association

Ajay Shah

[Secretary]